HSF

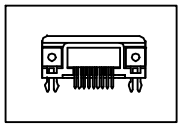

产品装入示意图



No. 1

产品装入真空盒内(100PCS/盒)

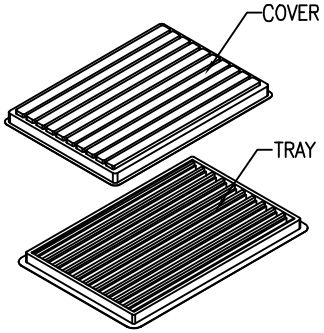

No. 2

整盘装好后盖上上盖,并用订书针封边
(成品不可掉落在胶盘外)

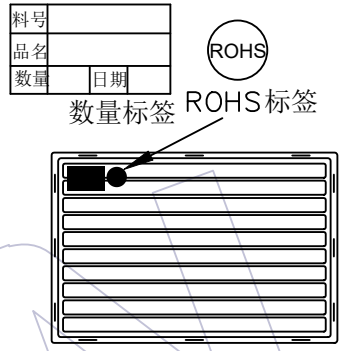

No. 3

贴标签于真空盒左上角

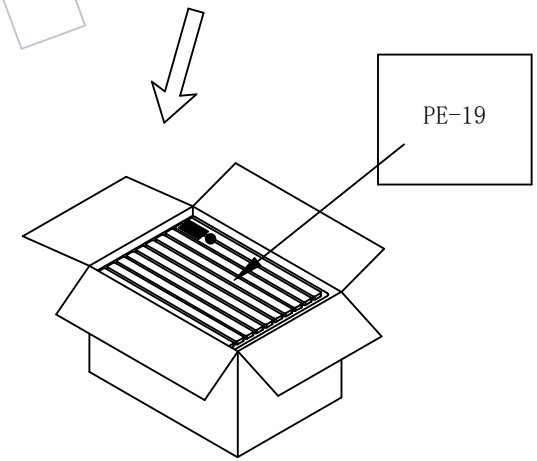

No. 4

纸箱内需套防水袋PE-19，再将真空盒
装入纸箱(7盒/箱,700PCS/箱)
加一包干燥剂后真空密封
纸箱规格:CTN-05A(40*26.5*17.0cm)

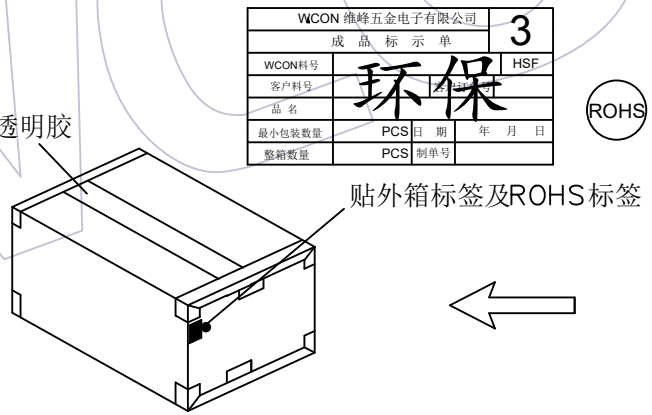

No. 5

封箱及贴标签于纸箱侧面的左上角

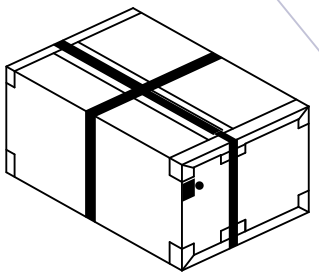

No. 6

打包装带

说明：

1. 产品如图所示型态放入真空盒
2. 注意各标签样式.位置及方向的一致性;
3. 打外箱包装带时需注意，打为十字型.

变更记事												
					零件图		颜 色 COLOR	黑 色		SCALE	1:1	WCON Hardware Electronics Co.,Ltd
					X.	±0.50	材 质 MATERIAL	Black Conductive Polystyrene		UNIT	mm	
					X.X	±0.20						
					X.XX	±0.10	设计 DESING	丁文敏	2016/10/30	SIZE	A4	
					X.XXX	±0.05						
A0	2016/10/30	NEW	———	———	Angle		审 核 CHECK			SHEET	1/1	料 号 PART NO. 6223-09XXNXXB0X
					X.	± 2°						
版次 REV	日期 DATE	变 更 说 明 MODIFICATION DESCRIPTION	变更 CHANGE	核 准 APPROVE	DIM	TOL	核 准 APPROVE			PROJ.		品 名 TITLE: D-SUB,9P母/公座,90度插板型 包装规范