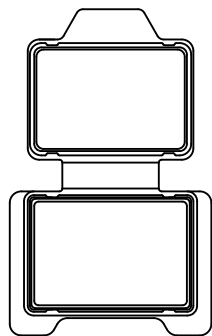
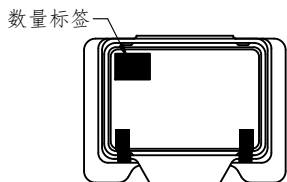


# HSF



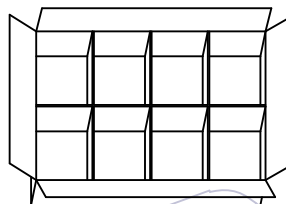
No. 1

将产品装入一个真空盒  
真空盒:SB-01AC(14\*10\*2.4cm)



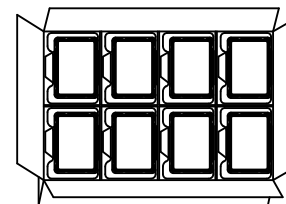
No. 2

用透明胶粘好真空盒,  
并贴真空盒标签



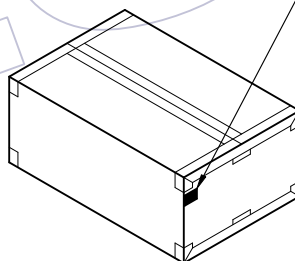

No. 3

在纸箱内套上PE-10防水袋,  
把刀卡拼好放入纸箱,如上图  
纸箱:CTN-05K(45.5\*29.5\*17.0cm)  
刀卡:CTN-GB01(45.0\*15.5\*0.3cm)  
CTN-GB02(29.0\*15.5\*0.3cm)



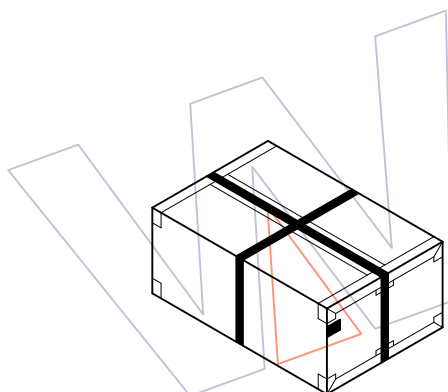
No. 4

将真空盒装入纸箱(48盒/箱)  
放入两包干燥剂,再将防水袋封口



No. 5

封箱,贴纸箱标签



No. 6

打十字型包装带

## 说明:

1. 产品如图所示型态放入真空盒
2. 注意各标签样式、位置及方向的一致性;
3. 标签如客户有特殊要求,则按客户要求黏贴;
4. 打外箱包装带时需注意,打为十字型,另出国内客户,未打包装带。
5. 如订单数量不足24盒,则使用CTN-21外箱出货
6. 未尽事宜依交货注意事项包装

变更  
记事

A0	2023/03/14	NEW	变更说明 MODIFICATION DESCRIPTION	变更 CHANGE	核准 APPROVE	工程图 ENGINEERING	绘图 DRAW	苏 珊	2023/03/14	SCALE	Fit	 WCON ELECTRONICS (GUANGDONG) CO.,LTD 料号 PART NO. 13XX-X2XXXXSXXXCAXX 品名 TITLE: 1.27mm Pin Header, 2*XXP, S/T 盒装规范	
						X.X	±0.30	设计 DESIGN			UNIT		mm
						X.XX	±0.20	审核 CHECK			SIZE		A4
						X.XXX	±0.10	核准 APPROVE			SHEET		1/1
						Angle	± 2'				PROJ.		☉
版次 REV	日期 DATE					DIM	TOL						