HSF

NOTES:
1. Insulator material: PA9T+33%G.F, UL94 V-0;
2. Terminal material: Copper Alloy;
   Terminal Plating: Au/Sn Plated Over Nickel ;
3. Rated Voltage: Power 600V;
4. Rated Current: Power 30A; A1
5. Contact Resistance:
   Power 0.7mΩ Max; A1
6. Insulation Resistance: DC500V
   Power 10000MΩ Min; A1
7. Insulation Withstand Voltage:
   Power 2500VAC/1min; A1
8. Durability : 200 cycling;
9. Operation Temperature: -20°C to +105°C;

P4MR A - XX XX X X A 1

- No. Power: 01=1Pin ⋮ 20=20Pin
- Power Contact Plated: ⋮ S3=10u" Gold /Tin; S4=15u" Gold /Tin; S5=30u" Gold /Tin ⋮ w3=10u" Gold /Matte Tin; w4=15u" Gold /Matte Tin; w5=30u" Gold /Matte Tin
- Tail Options(DIP Type): A=3.43mm; B=2.29mm; C=4.19mm
- Fixed Mode: M: W/T Lock; N: W/O Lock
- Packing: A=Tray

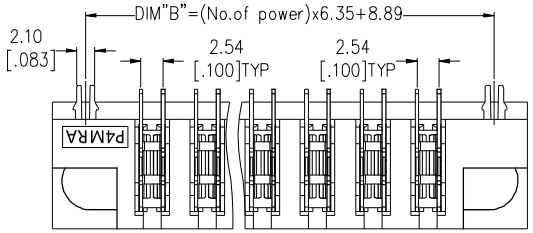

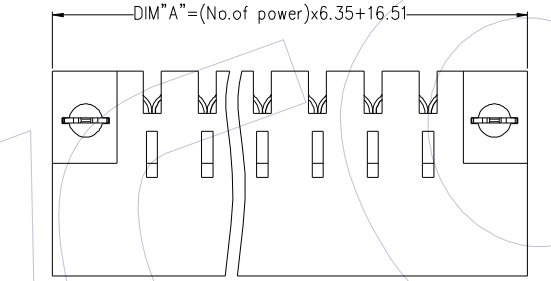

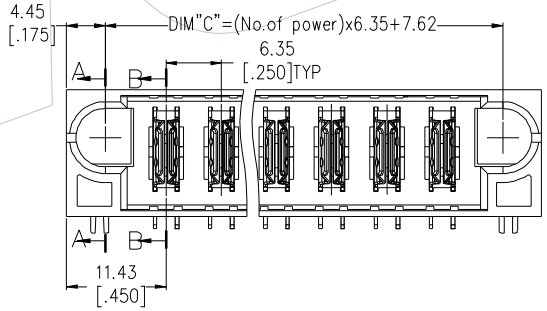

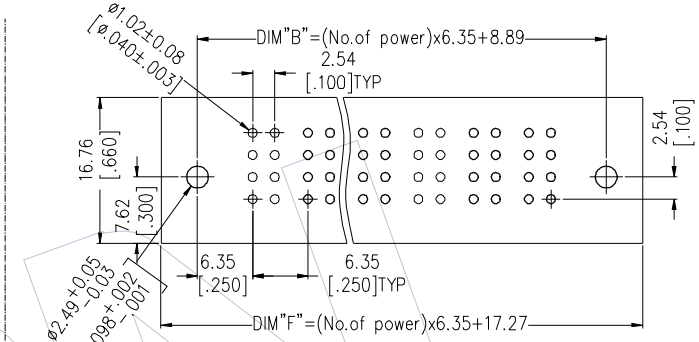

Recommended P.C.B Layout(Top Side)
(PCB BOARD TOLERANCE±0.05)

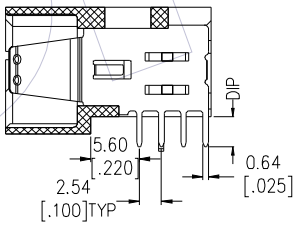

SECTION: B-B

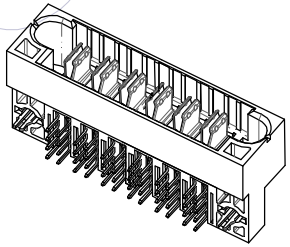

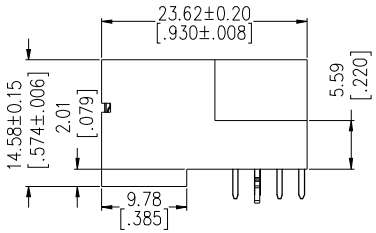

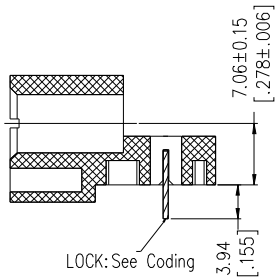

SECTION: A-A

Product Data Sheet

No.	P/N	No. Power	DIM "A"	DIM "B"	DIM "C"	DIM "F"
1	P4MRA-16XXXXA1	16	118.10	110.49	109.22	113.87
2	P4MRA-12XXXXA1	12	92.71	85.09	83.82	88.47
3	P4MRA-11XXXXA1	11	86.36	78.74	77.47	82.12
4	P4MRA-10XXXXA1	10	80.01	72.39	71.12	75.77
5	P4MRA-09XXXXA1	9	73.66	66.04	64.77	69.42
6	P4MRA-08XXXXA1	8	67.31	59.69	58.42	63.07
7	P4MRA-07XXXXA1	7	60.96	53.34	52.07	56.72
8	P4MRA-06XXXXA1	6	54.61	46.99	45.72	50.37
9	P4MRA-05XXXXA1	5	48.26	40.64	39.37	44.02
10	P4MRA-04XXXXA1	4	41.91	34.29	33.02	37.67
11	P4MRA-03XXXXA1	3	35.56	27.94	26.67	31.32
12	P4MRA-02XXXXA1	2	29.21	21.59	20.32	24.97

REV	DATE	MODIFICATION DESCRIPTION	CHANGE
A1	2022/03/28	Modify Notes	——
A0	2018/10/10	NEW	——

OPERATION	
X.X	±0.40
X.XX	±0.25
X.XXX	±0.15
Angle	± 3°
DIM	TOL

DRAW PAN	DATE 2022/03/28	SCALE	FIT
CHECK	DATE	UNIT	mm / inch
APPROVE	DATE	SIZE	A4
		SHEET	1/1
		PROJ.	

PART NO. P4MRA-XXXXXXA1

TITLE: PSP Spacing A 90° DIP MALE (TYPE-4:Power)

Customer NO.

WCON
Http: www.wcon.com

WCON-Dongguan
Tel: +86 769 85358920
Fax: +86 769 85358915
E-mail: sales@wcon.com

WCON-Kunshan
Tel: +86 512 57468408
Fax: +86 512 57468468
E-mail: salesks@wcon.com