HSF

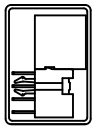

产品摆放示意图

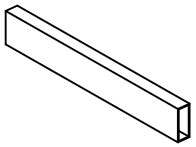

No：1

产品装入真空管内
SG-A37(600*11.5*16.5mm)

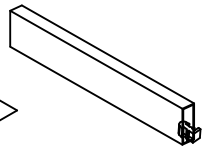

No：2

塞塑胶塞

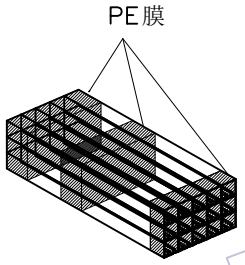

No：3

20管为一扎
用PE膜固定每扎真空管两端及中间,
包住两端利角,以防划破胶袋

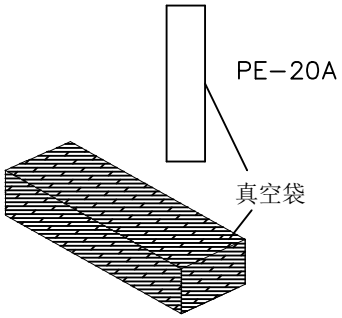

No：4

将4扎包扎好的真空管装入真空袋,
外加2包干燥剂,机台抽真空
PE-20A规格：35*95cm

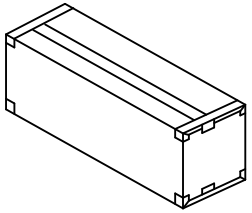

No：5

将抽真空的产品,放入内箱(4扎/内箱)封箱
内箱规格:CTN-10A(63*15*17CM)

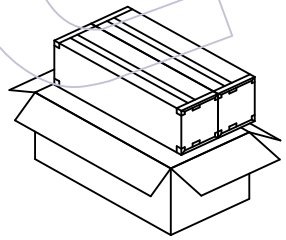

No：6

内箱放入外箱(2内箱/外箱)
外箱规格:CTN-10C(双坑 65*33*19CM)

贴外箱标签及ROHS标签

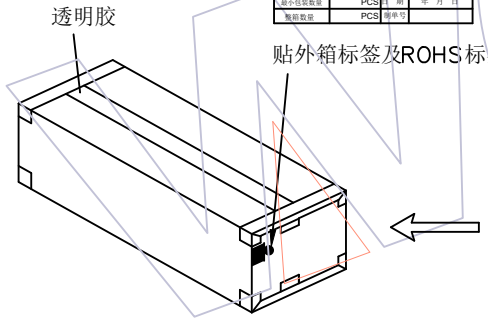

No：7

封箱及贴标签于外箱侧面的左上角

说明：

1. 产品如图所示型态放入真空管
2. 注意各标签样式.位置及方向的一致性;
3. 打外箱包装带时需注意，打为十字型.
4. 当不足数量外箱或内箱时，内箱充当外箱使用，并贴标签

1.27mm SCSI Male H=7.5			
规格	真空管装数量	每内箱装数量	每外箱装数量
20	25	2000	4000
32	19	1520	3040
40	16	1280	2560
52	13	1040	2080
60	12	960	1920
68	10	800	1600
80	9	720	1440
100	7	560	1120
120	6	480	960

变更记事												
					零件图		颜色 COLOR	———		SCALE	FIT	WCON
					X.		材质 MATERIAL	———		UNIT	mm	WCON ELECTRONICS (GUANGDONG) CO. LTD
					X.X	±0.20						
					X.XX	±0.10	设计 DESING	巫美洁	2022/09/20	SIZE	A4	料号 PART NO. 6320H-XXXRDXXPWXXX
					X.XXX	±0.05						
A0	2022/09/20	NEW	———	———	Angle		审核 CHECK			SHEET	1/1	
					X.	± 2°						
版次 REV	日期 DATE	变更说明 MODIFICATION DESCRIPTION	变更 CHANGE	核准 APPROVE	DIM	TOL	核准 APPROVE			PROJ.		品名 TITLE: 1.27mm SCSI XXXP Male H=7.5 R/A,W/T Lock&MCON 管装规范