

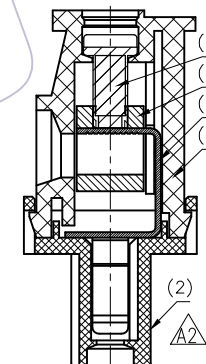
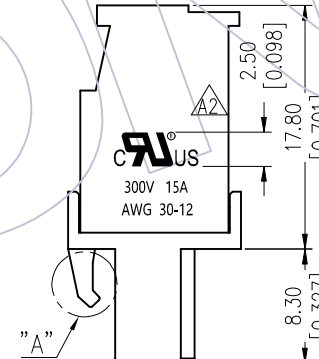
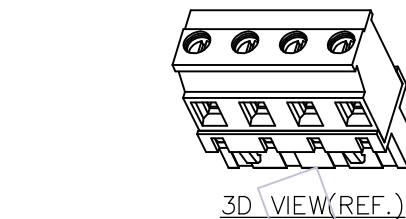
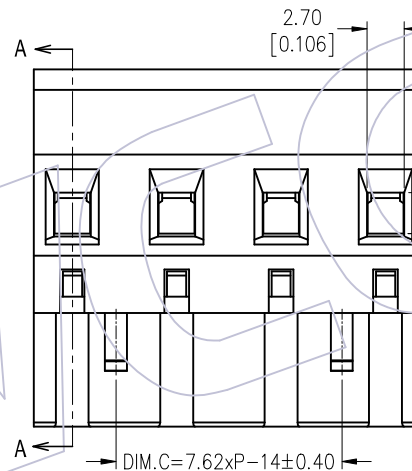
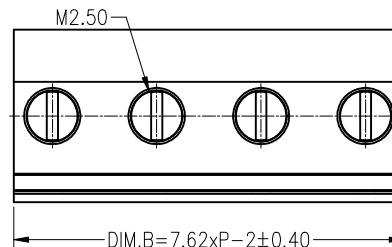
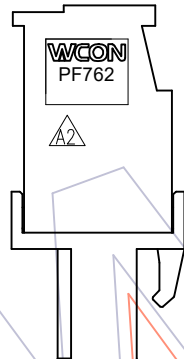
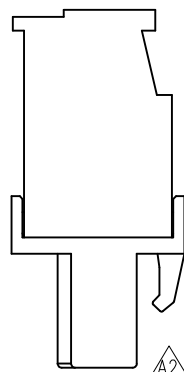
HSF

NOTES:
 Rated Current: 15 AMP
 Contact Resistance: 8 mΩ Max
 Withstand Voltage: 2000 V AC/DC
 Insulation Resistance: 1000 MΩ min
 Operation Temperature: -40°C to +105°C
 Wire Range: 30~12 AWG
 Wire Strip Length: 7 mm
 Screw Counter Torsion Force: 4.4 lbf.in Min.
 2P Without RAMP Locking "A"

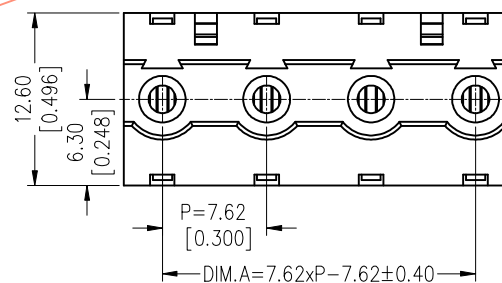
Ordering Information:

P F 762 - B XX A SM N 1 N

F=Female Pitch 762=7.62 No. of Pins 02-20P Contact Plated SM=Matte Tin Blank=W/T WCON Logo N=W/O WCON Logo
 Color A=Green Type N=W/O Two Side Screw



PIN	DIM.A	DIM.B	DIM.C	PIN	DIM.A	DIM.B	DIM.C
02	7.62	13.24	—	12	83.82	89.44	77.44
03	15.24	20.86	8.86	13	91.44	97.06	85.06
04	22.86	28.48	16.48	14	99.06	104.68	92.68
05	30.48	36.10	24.10	15	106.68	112.30	100.3
06	38.10	43.72	31.72	16	114.30	119.92	107.92
07	45.72	51.34	39.34	17	121.92	127.54	115.54
08	53.34	58.96	46.96	18	129.54	135.16	123.16
09	60.96	66.58	54.58	19	137.16	142.78	130.78
10	68.58	74.20	62.20	20	144.78	150.40	138.40
11	76.20	81.82	69.82				



ITEM	TITLE	P/N	Q'TY	Material
(5)	Contact	TPT051-PSM001	N	C5191R-H T=0.4
(4)	Pin Block	BL025-1SN101	N	C3604
(3)	Screw	MA025-1SXX01	N	C1018
(2)	Cover	HPC762-XXB1AN2	1	PA66 UL94-V0
(1)	Housing	HPF762-XXB1AN2(N)	1	PA66 UL94-V0

REV	DATE	MODIFICATION DESCRIPTION	CHANGE	OPERATION	DRAW	DATE	SCALE	FIT	PART NO.
A2	2020/08/05	ADD UL LOGO; ADD W/O WCON LOGO P/N	XSR	x.x ±0.40	XSR	2020/08/05	UNIT	mm	PF762-BXXASM1(N)
A1	2015/07/15	Modify	Allen	x.xx ±0.25	CHECK	DATE	SIZE	inch	TITLE: 7.62mm Pitch Female Pluggable Terminal Blocks
A0	2013/07/17	NEW	—	x.xxx ±0.15	APPROVE	DATE	SHEET	1/1	Customer NO.
				Angle ± 3°			PROJ.		
				DIM TOL					

WCON

Http: www.wcon.com

WCON-Dongguan Tel: +86 769 85358920 Fax: +86 769 85358915 E-mail: sales@wcon.com
 WCON-Kunshan Tel: +86 512 57468408 Fax: +86 512 57468468 E-mail: salesks@wcon.com