

HSF

NOTES:
 Current Rating:3A
 Voltage Rating:125V/AC
 Contact Resistance:20mΩ Max.
 Withstand Voltage:1000V AC
 Insulation Resistance:100MΩ Min.
 Operation Temperature:-40°C to +125°C

Insulator Material:LCP,UL94V0,BLACK
 Contact Material:Copper Alloy
 Contact plating:
 Gold plated 0.38um Min in located area over Nickel
 Tin plated 2.0um Min in all over product

Ordering Information

WD 200 0 - 1 WR XX XX B T XX W

Pitch Code:
200= 2.0mm

Type Code:
0= Series

Bay number:
1=1 Row

Type:
WR= 90° DIP

Pin NO:
04=04Pin
08=08Pin
10=10Pin

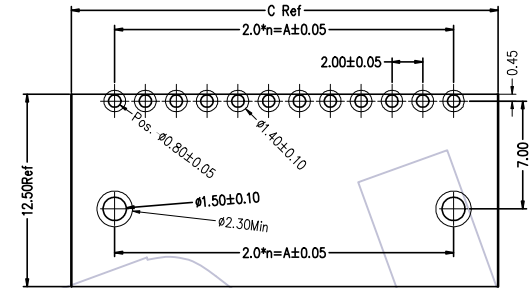
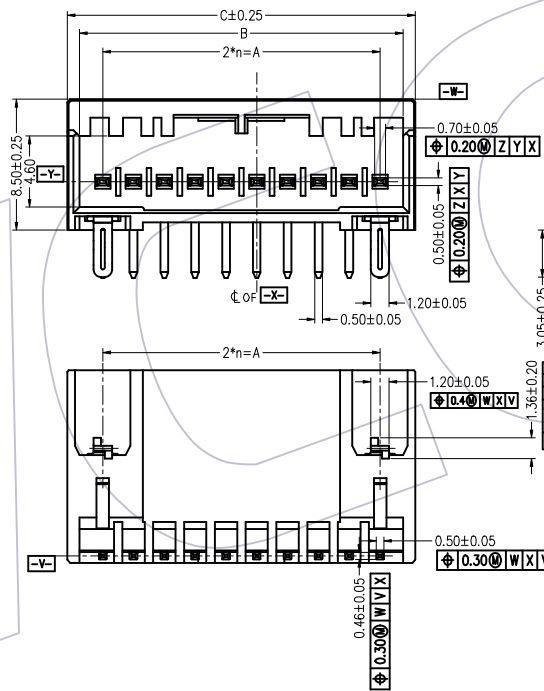
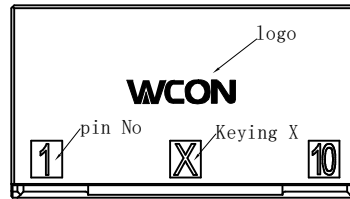
Contact Plating:
W4=Sel.15U" Au/Matte Sn
SN=Sn plated

Wcon Logo:
W= With LOGO
Blank: without logo

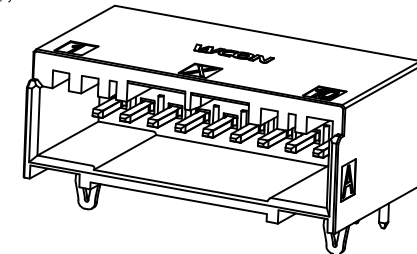
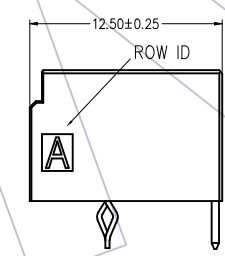
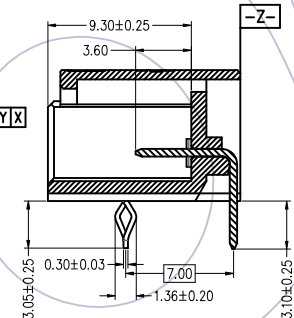
01= X Fool-proofing
02= Y Fool-proofing

Packing:
T=TuBe

Housing Colour
B=Black
T=Natural
Y=Yellow
R=Red



Recommended P.C.B Layout (Top Side)
 (PCB BOARD THICKNESS 1.0~1.6±0.05)



	PIN	KEY	n	A	B	C
GWD2000-1WR10XXBT02(W)	10	Y	14	18.0	21.0	22.6
GWD2000-1WR10XXBT01(W)	10	X	13	18.0	21.0	22.6
GWD2000-1WR08XXBT02(W)	8	Y	7	14.0	17.0	18.6
GWD2000-1WR08XXBT01(W)	8	X	7	14.0	17.0	18.6
GWD2000-1WR04XXBT02(W)	4	Y	3	6.0	9.0	10.6
GWD2000-1WR04XXBT01(W)	4	X	3	6.0	9.0	10.6

REV	DATE	MODIFICATION DESCRIPTION	CHANGE	OPERATION	DRAW	DATE	SCALE	Fit	PART NO.	TITLE: 2.0mm Dyn Single row 90° DIP With Ground strip	Customer NO.	 Http: www.wcon.com	
				x.x	KEVIN_XIN	2023/08/02	UNIT	mm	WD2000-1WRXXXBTXX(W)				
A1	2023/08/02	Increase pcb thickness size recommendation	KEVIN	x.xx	±0.25	DATE	SIZE	A4				WCON-Dongguan	WCON-Kunshan
A0	2022/01/10	NEW	KEVIN	x.xxx	±0.15	DATE	SHEET	1/2				Tel: +86 769 85358920	Tel: +86 512 57468408
				Angle	± 3°	DATE	PROJ.	⊕				Fax: +86 769 85358915	Fax: +86 512 57468468
				DIM	TOL	DATE						E-mail: sales@wcon.com	E-mail: salesks@wcon.com