HSF

PRELIMINARY

NOTES:
1. Rated Current: See Table1;
2. Contact Resistance: Initial: 10mΩ Max.
   Final: 20mΩ Max;
3. Withstand Voltage: 1500V AC;
4. Insulation Resistance: 1000MΩ Min;
5. Operation Temperature: −40°C to +125°C;
6. Contact Material: copper alloy;
7. Contact Plating:
   Under Plating Nickel 50−80u" ;
   Solder Area: Bright Tin 100−200u" Min;
   Contact Area: Au Or Sn
8. Insulator Body Material: LCP+30%G.F UL94V−0 ;
9. Recommended process:
   Wave Solder,Peak temperature:260±5°C.
10. RoHS COMPLIANT.

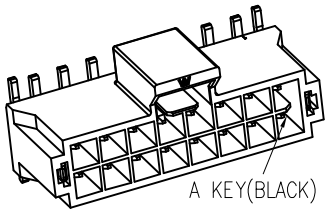

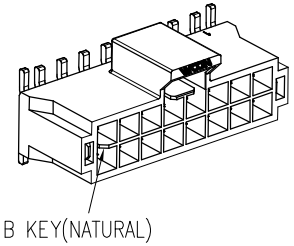

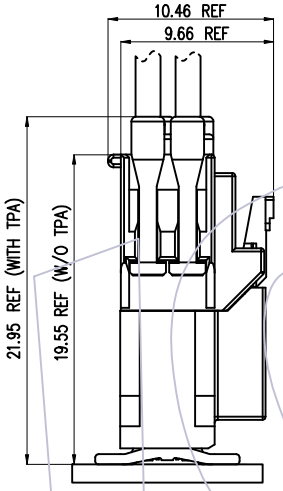

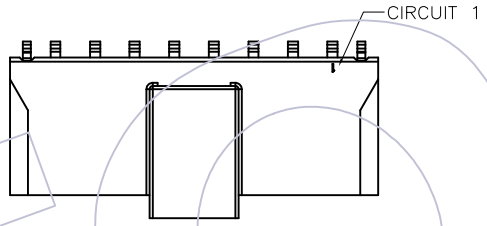

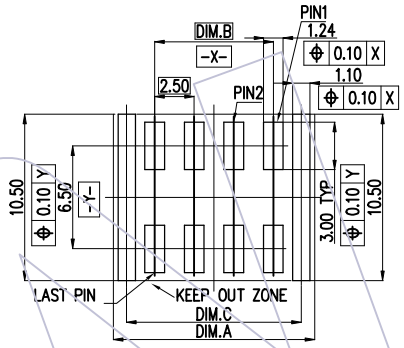

RECOMMENDED PCB LAYOUT (CONNECTOR SIDE VIEW)
TOLERANCE±0.05
THICKNESS:1.60 TO 2.40 MM

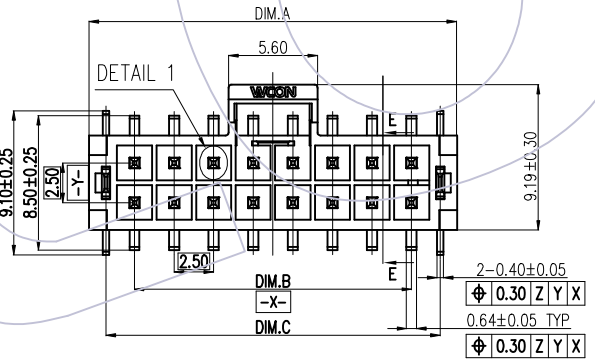

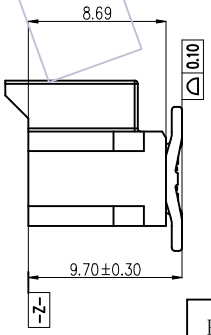

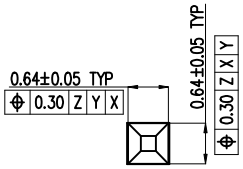

DETAIL 1
4:1

Pin	DIM.		
	DIM.A	DIM.B	DIM.C
2*2	8.23	2.50	6.11
2*3	10.73	5.00	8.61
2*4	13.23	7.50	11.11
2*5	15.73	10.00	13.61
2*6	18.23	12.50	16.11
2*7	20.73	15.00	18.61
2*8	23.23	17.50	21.11

Ordering Information

WF 2058−2 WM H XX XX X X 1

- Dual Rows
- 180°SMT
- High Temperature Plastic
- NO.Of Pins Per Row 02 ~ 8Pin
- Contact Plating
  - S1=3u"Gold/Tin
  - S4=15u"Gold/Tin
  - S5=30u"Gold/Tin
  - BLank=Bright Tin
- Housing Color
  - T=Natural
  - B=Black
- Package A=Tray

REV	DATE	MODIFICATION DESCRIPTION	CHANGE
A0	2023/05/11	NEW	——

OPERATION	
X.	±0.60
X.X	±0.40
X.XX	±0.25
Angle	± 3°
DIM	TOL

DRAW	Dean.Liu	DATE	2023/05/11
CHECK		DATE	
APPROVE		DATE	

SCALE	Fit
UNIT	mm [inch]
SIZE	A4
SHEET	1/2
PROJ.	

PART NO. WF2508−2WMHXXXXXX1

TITLE: 2.5*2.5mm Wafer Dual Rows, car connector 180° SMT Socket

Customer NO.

WCON
Http: www.wcon.com

WCON−Dongguan
Tel: +86 769 85358920
Fax: +86 769 85358915
E-mail: sales@wcon.com

WCON−Kunshan
Tel: +86 512 57468408
Fax: +86 512 57468468
E-mail: salesks@wcon.com