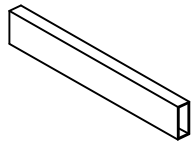
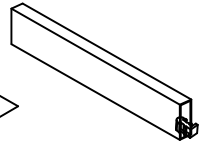
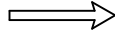


# HSF

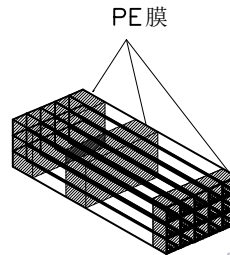
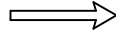
产品摆放示意图



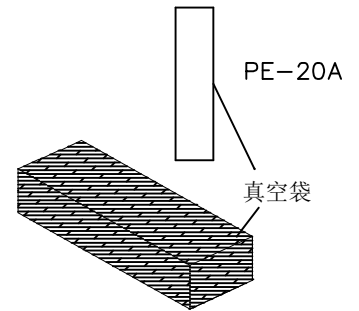

No: 1  
产品装入真空管内, XXPCS/Tube  
SG-XXX (XX\*XX\*XXmm)



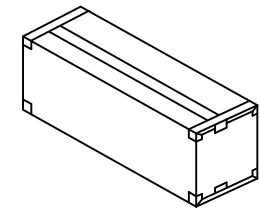
No: 2  
塞塑胶塞



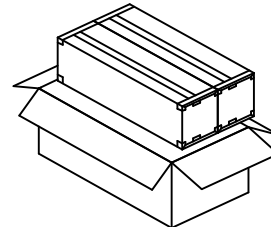
No: 3  
XX管为一扎  
用PE膜固定每扎真空管两端及中间,  
包住两端利角, 以防划破胶袋



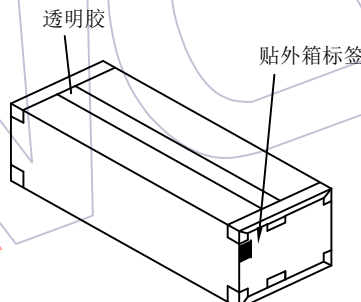
No: 4  
将XX扎包扎好的真空管装入真空袋,  
外加2包干燥剂, 机台抽真空  
PE-20A规格: 35\*95cm



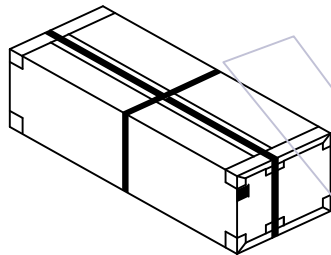
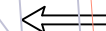
No: 5  
将抽真空的产品, 放入内箱  
(XX扎/内箱, XXPCS/内箱)封箱  
内箱规格: CTN-10A (63\*15\*17CM)



No: 6  
内箱放入外箱  
(2内箱/外箱, XXXPCS/外箱)  
外箱规格: CTN-10C (双坑 65\*33\*19CM)



No: 7  
封箱及贴标签于外箱侧面的左上角



No: 8  
打包装带

说明:

1. 产品如图所示形态放入真空管
2. 注意各标签样式、位置及方向的一致性
3. 打外箱包装带时需注意, 打为十字型. 另出国内客户不做打包装带
4. 如产品具有方向性, 产品摆放方向每管每箱均要统一.
5. 当订单数量不足一内箱数量时, 内箱可充当外箱使用, 并贴标签

变更 记录						零件图	颜色 COLOR		SCALE	FIT	 WCON ELECTRONICS (GUANGDONG) CO. LTD 料号 PART NO. WF2015-2WSXXGT2 品名 TITLE: Wire To Board Connector, Housing, Double Row, XXP, 管装规范	
						X.X ±0.20	材质 MATERIAL		UNIT	mm		
						X.XX ±0.10	设计 DESING	苏 珊	2022/07/13	SIZE		A4
	A0	2022/07/13		NEW		X.XXX ±0.05	审核 CHECK			SHEET		1/1
	版次 REV	日期 DATE		变更说明 MODIFICATION DESCRIPTION	变更 CHANGE	核准 APPROVE	Angle	核准 APPROVE		PROJ.		
						X. ± 2'						
						DIM TOL						